














CURRICULUM INFORMATION FOR PARENTS

CLASS/NC Year: S1 (Year 7/8/9) **Miss Blezard**

TERM: SUMMER TERM 2024

		SUMMER 1 My World	SUMMER 2 Safety First
Topic		We will locate South America on a map and explore different countries within it using Google Earth. We will focus most of learning on Brazil by comparing this country to the UK. We will look at different areas of Brazil and explore the human and physical features, habitats and culture. We will also have an opportunity to ask a question to Miss Blezard's friend who lives in Brazil.	We will learn about the Railway Revolution and look at how trains have changed over time. We will also visit a transport museum to have a first-hand experience of trains from the past. We will then compare these to the trains that we travel on today.
Science		<p><u>All Living Things (Lifecycles)</u></p> <ul style="list-style-type: none"> ✓ To describe the changes as humans develop from birth to old age ✓ To explain the differences in the life cycles of a mammal, an amphibian, an insect and a bird ✓ To describe the life process of reproduction in some plants and animals ✓ To draw and label different stages of the life cycle 	<p><u>Magnetism</u></p> <ul style="list-style-type: none"> ✓ To understand and explain that magnets can attract and repel ✓ To use secondary sources to find out about everyday uses of magnets ✓ To devise a fair test to investigate the strength of different magnets
ICT		<p><u>Data Handling</u></p> <p>This will be linked to our topic where we will be exploring our local area and comparing it to Brazil. We will collect and handle data about animals in our area and the main form of transport used. We will use Plickers, J2e Pictogram, J2e Chart and Popplet to handle our data.</p>	<p><u>E-Safety</u></p> <p>We will learn how to be safe, responsible and accountable when online. We will also learn about how the internet and media can influence how we view ourselves and some of the choices we make. We will consider how we can manage this.</p> <p>Our E-Safety focus will be:</p> <ul style="list-style-type: none"> ✓ Self-Image and Identity ✓ Online Bullying ✓ Privacy and Security ✓ Copyright and Ownership

English		Our key texts will be The Great Kapok Tree and Tree of Wonder. We will use these to generate a class debate about deforestation.	We will learn how to read and understand timetables to plan a journey using public transport. We will also learn to recognise and understand a range of safety symbols and signs to keep ourselves safe when in the local community. We will also design and create an E-Safety poster to help keep others safe when online.
Maths		<p>We will be learning the names of 2D and 3D shapes. We will sort and group the shapes based on their properties. We will also identify and create repeating patterns using a range of different shapes.</p> <p>We will be learning to recognise how multiplication is repeated addition. We will create arrays to represent 'groups' and some of us will learn how to record these as a multiplication number sentence.</p>	<p>We will learn how to divide by sharing and grouping concrete materials. We will also learn how to find fractions of shapes and fractions of a given number.</p> <p>We will explore standard and nonstandard units of measure for weight and capacity.</p>
PE		S1 have the great opportunity to learn Korfbal skills with Andrew Barnes, a Korfbal Schools Coach who has recently won a prestigious award by England Korfbal for his coaching. They will be learning throwing skills, catching skills and game strategies. In addition, we will continue the game skills theme by focusing on football skills such as kicking, dribbling, communication, spacing and game strategy. We will then apply these skills whilst playing games of football.	We will be learning athletics skills for the second half of the Summer term. We will learn to improve our running technique. Then we will apply this to short distance, long distance and relay races. We will also learn throwing techniques for javelin, shot put and discus. Finally, in relation to the long jump, we will see how far we can jump and see if we can learn some techniques to help us jump further.
Life skills		We will learn how to plan a journey in our local community by reading bus timetables. We will learn how to catch a bus safely and how to ask for a ticket from the bus driver. We will also continue to practise our money skills by visiting new shops and cafes in our local area.	We will learn about the dangers of railways. We will plan a journey by reading train timetables. We will learn how to catch a train safely and how to ask for a ticket at the train station. We will also continue to practise our money skills by visiting new shops and cafes in our local area.
Speech and communication		We will learn our school's 'Sign of the Week' as well as our school 'Signing Song'. In addition to this, we will merge with our KS4 nurture class and choose one of two activities to complete with our new friends and staff. This will help us to practise our communication skills with less familiar peers and create new friendships.	

Music		<p align="center"><u>Grease Young@Part</u></p> <p align="center">On June 26th & 27th, we will be putting on a production of Grease Young@Part (a version of the musical appropriate for younger performers). With our cast now set, our pupils will be busy rehearsing and supporting each other with all aspects of the production both on and offstage!</p>	
PSHE		<p align="center"><u>Relationships</u></p> <ul style="list-style-type: none"> ✓ To have an accurate picture of who I am as a person in terms of my characteristics and personal qualities ✓ To understand that belonging to an online community can have positive and negative consequences ✓ To understand there are rights and responsibilities in an online community or social network ✓ To know there are rights and responsibilities when playing a game online ✓ To recognise when I am spending too much time using devices (screen time) ✓ To explain how to stay safe when using technology to communicate with my friends 	<p align="center"><u>Changing Me</u></p> <ul style="list-style-type: none"> ✓ To be aware of my own self-image and how my body image fits into that ✓ To explain how boys' and girls' bodies change during puberty and understand the importance of looking after yourself physically and emotionally ✓ To understand that sexual intercourse can lead to conception and that is how babies are usually made ✓ To identify what I am looking forward to about becoming growing up and understand this brings growing responsibilities (age of consent) ✓ To identify what I am looking forward to when I move to my next class
RE		<p align="center"><u>Sikhism</u></p> <p>Key question: What is the best way for a Sikh to show commitment to God?</p> <p>We are learning to understand how Sikhs show their commitment to God and to evaluate if there is a best way.</p>	<p align="center"><u>Christianity</u></p> <p>Key question: What is the best way for a Sikh to show commitment to God?</p> <p>We are learning to understand how Christians show their commitment to God and to evaluate if there is a best way.</p>
Art/DT		<p>We will create our own South America inspired patterns using a range of textiles such as felt and printed fabric.</p>	<p>We will explore Pulleys and Gears using our brand new K'NEX set. We will use our amazing imaginations to invent a brand new, never seen before vehicle.</p>
Food tech		<p align="center"><u>Continue with healthy eating</u></p> <p>We will be continuing to learn about healthy eating and adapting recipes to include less fat, salt, sugar and more fibre.</p>	<p align="center"><u>Summer Picnic Food</u></p> <p>We will be designing and making food fit to take on a picnic</p>

If you require any further information regarding the curriculum, please do not hesitate to contact your class teacher vis Seesaw/Email.